



Rounding Rocket



Let's use the Rounding
Rocket to round numbers!



Rounding Numbers Through the Thousands

*The estimated distance between Earth and the sun is **about** 93,000,000 miles.*

We use the word "about" when we estimate a number.

Times that we may estimate would be when we want to know:

- the cost of something
- the number of items we need
- a distance we need to travel
- when working with large numbers





Our Rounding Rocket will help us learn how to round to find an estimate.

There are several rules that these rounding astronauts must follow on the Rounding Rocket:



1. ALWAYS find the place they want to go and underline it FIRST.



2. They must **always look to the right** to figure out if they need to increase their speed.



3. They must zero out their journey when they are done!



Let's try it with the number above!

The Rounding Astronauts need to find the secret alien planet DUSHACKVILLE that is 1,715 miles away. Allen the Astronaut wants to know ABOUT how far they must travel!



1. ALWAYS find the place they want to round FIRST and underline the number - in this case the thousands.





2. They must look to the right to figure out if they need to increase their speed:

- If the number is 5 or greater then increase the Rounding Number by 1.
- If it is less than 5 then do NOTHING to the Rounding Number.

In this case the number to the right is 7 so you must increase the ROUNDING NUMBER by 1 = 2.



,



3. They must zero out their journey when they are done!

This means that everything **to the right** of the **Rounding Number** must be **zeroed out** at the end of their journey! **DONT** change any numbers to the **LEFT** of the Rounding Number!



So..... 1,715 rounds to
2,000 when you round to
the nearest thousand.




The Rounding Astronauts
need to travel ABOUT
2,000 miles to Planet
Dushackville!

Let's Practice. The astronauts want to find out about how far away it is to Planet Allard rounded to the nearest hundred miles.



Which number is our Rounding Number the astronauts must first find?

- A 7
- B 6
- C 8
- D 9



What number do you need to look at to figure out if you need to increase the Rounding Number or not?



,



- A 7
- B 6
- C 8
- D 9

OK - we know we have to look at the number in the TENS column to figure out what to do with the Rounding Number.
It is an 8 so what needs to happen next?



,



- A** Change the 8 to a 9
- B** Change the 6 to a 7
- C** Change the 4 to 5
- D** Keep the 6 the same

If the number to the **RIGHT** of the rounding number is 5 or greater, you need to increase the Rounding Number by 1.
What is the last thing the Rounding Astronauts must do?



,




- A** Do nothing - we are done
- B** Change the 4 to zero
- C** Change all but the 4 to zeros
- D** Change the 8 and 9 to zero

Remember: **ONLY** the numbers to the **RIGHT** of the Rounding Number change to zero. **SO.....**



rounds to



The astronauts need to travel **ABOUT 4,700** to reach Planet Allard!!!



What happens if the number to the right of the Rounding Number is NOT 5 or greater? Remember, if it is less than 5 then the Rounding Number stays the same! Don't forget the LAST step!

Let's round the following number to the nearest hundred: **8,521**

- Identify the Rounding Number: 8,**5**21
- Look to the right: 8,**5**21
- KEEP the Rounding Number the same since it is less than 5: 8,**5**21
- Change all the numbers to the right to zero: 8,500



Let's practice: Match the numbers on the left to the correct rounded number on the right using the underlined number as the Rounding Number.

3,467
478
5,932
1,680

470
3,000
480
5,900
5,930
3,100
1,000
2,000





What is 4,567 rounded to the nearest hundred?

1 4,500

2 5,000

3 4,600





What is 3,468 rounded to the nearest thousand?

A 4,000

B 3,400

C 3,000





What is 5,689 rounded to the nearest ten?

A 5,690

B 5,680

C 5,700



ROUND

TO THE NEAREST

A

B

C

D



